
Subject: Removing a skin from ren Â¬Â¬.

Posted by [Tupolev TU-95 Bear](#) on Tue, 16 Feb 2010 19:10:48 GMT

[View Forum Message](#) <> [Reply to Message](#)

For a long time i wanted to remove this GDI rifle model, i delete it from the folder , go ingame and the skin is still there .

Its really starting to annoy me .

Subject: Re: Removing a skin from ren Â¬Â¬.

Posted by [slosha](#) on Tue, 16 Feb 2010 21:04:18 GMT

[View Forum Message](#) <> [Reply to Message](#)

Then you're obviously removing the wrong file, or perhaps it uses more than one model.

Subject: Re: Removing a skin from ren Â¬Â¬.

Posted by [Tupolev TU-95 Bear](#) on Tue, 16 Feb 2010 21:17:41 GMT

[View Forum Message](#) <> [Reply to Message](#)

Obivously i used the file once, then i removed it, and its still there >.>

Subject: Re: Removing a skin from ren Â¬Â¬.

Posted by [Tupolev TU-95 Bear](#) on Tue, 16 Feb 2010 22:01:35 GMT

[View Forum Message](#) <> [Reply to Message](#)

I have deleted everything thats to do with rifl.w3d.

Its still occuring.

Subject: Re: Removing a skin from ren Â¬Â¬.

Posted by [zeratul](#) on Tue, 16 Feb 2010 23:15:44 GMT

[View Forum Message](#) <> [Reply to Message](#)

goliath35 wrote on Tue, 16 February 2010 16:01I have deleted everything thats to do with rifl.w3d. Its still occuring.

Open the download file and look at the files in there delete the same named files that are in your game folder and there you go

Subject: Re: Removing a skin from ren Â¬Â¬.

Posted by [danpaul88](#) on Wed, 17 Feb 2010 11:07:43 GMT

[View Forum Message](#) <> [Reply to Message](#)

Delete all files ending in .w3d, .tga or .dds from your /data/ folder and it will be gone.

Subject: Re: Removing a skin from ren Â¬Â¬.

Posted by [Tupolev TU-95 Bear](#) on Thu, 18 Feb 2010 14:09:10 GMT

[View Forum Message](#) <> [Reply to Message](#)

danpaul88 wrote on Wed, 17 February 2010 11:07Delete all files ending in .w3d, .tga or .dds from your /data/ folder and it will be gone.

Already done that, still happening .

Subject: Re: Removing a skin from ren Â¬Â¬.

Posted by [slosha](#) on Thu, 18 Feb 2010 20:15:38 GMT

[View Forum Message](#) <> [Reply to Message](#)

You must have done something wrong because if you deleted all w3d's, dds's, and tga's, there shouldn't be any mods in-game. I guess you could re-install if you really can't figure it out.

Subject: Re: Removing a skin from ren Â¬Â¬.

Posted by [Altzan](#) on Fri, 19 Feb 2010 21:55:02 GMT

[View Forum Message](#) <> [Reply to Message](#)

Provide screenshot of your data folder maybe?

Subject: Re: Removing a skin from ren Â¬Â¬.

Posted by [danpaul88](#) on Sat, 20 Feb 2010 00:39:47 GMT

[View Forum Message](#) <> [Reply to Message](#)

Are you running Windows Vista or Windows 7 and did you install the skin with one of those stupid exe installers that a lot of websites insist on bundling skins with? If so it might have gone into the VirtualStore folder.

If so try browsing to

C:\Users\<<yourwindowsusernamehere>\AppData\Local\VirtualStore\Westwood\Data\ and delete anything you find in there.

Note that the AppData folder is a hidden folder so you must manually put the address into the address bar (after putting your Windows username in) or change the folder options to show hidden files and folders. The VirtualStore folder is where files are placed by applications running in non-admin mode when they try to access locations which require administrator permissions.

Subject: Re: Removing a skin from ren Â¬Â¬.
Posted by [Tupolev TU-95 Bear](#) on Sat, 20 Feb 2010 00:43:47 GMT
[View Forum Message](#) <> [Reply to Message](#)

No, im running windows XP professional SP3.

And no it wasnt one of those .exe, its in a .rar.

Subject: Re: Removing a skin from ren Â¬Â¬.
Posted by [danpaul88](#) on Sat, 20 Feb 2010 00:49:53 GMT
[View Forum Message](#) <> [Reply to Message](#)

Altzan wrote on Fri, 19 February 2010 21:55Provide screenshot of your data folder maybe?

^ Pretty much the only way we can help you now then.

Subject: Re: Removing a skin from ren Â¬Â¬.
Posted by [Good-One-Driver](#) on Mon, 01 Mar 2010 05:28:20 GMT
[View Forum Message](#) <> [Reply to Message](#)

Find the rar file copy everything in that file then paste in data folder and find a highlighted .dds or .tga or .w3d

and right click + delete

Subject: Re: Removing a skin from ren Â¬Â¬.
Posted by [Altzan](#) on Mon, 01 Mar 2010 05:55:39 GMT
[View Forum Message](#) <> [Reply to Message](#)

Good-One-Driver wrote on Mon, 01 March 2010 00:28Find the rar file copy everything in that file then paste in data folder and find a highlighted .dds or .tga or .w3d

and right click + delete

^This is a pretty handy trick as well, make sure it's the same files as the ones you put in the first time.

Subject: Re: Removing a skin from ren Â¬Â¬.
Posted by [danpaul88](#) on Mon, 01 Mar 2010 11:30:53 GMT

[View Forum Message](#) <> [Reply to Message](#)

Except since he said he ALREADY deleted EVERY .tga or .dds file, that's hardly going to help is it. Unless of course he is lying and hasn't deleted them for some reason, which is perhaps why he is avoiding posting a screenshot of his data folder.

Subject: Re: Removing a skin from ren $\hat{\Lambda}\hat{\Lambda}$.
Posted by [Altzan](#) on Mon, 01 Mar 2010 14:15:04 GMT
[View Forum Message](#) <> [Reply to Message](#)

danpaul88 wrote on Mon, 01 March 2010 05:30 Except since he said he ALREADY deleted EVERY .tga or .dds file, that's hardly going to help is it. Unless of course he is lying and hasn't deleted them for some reason, which is perhaps why he is avoiding posting a screenshot of his data folder.

He could have missed a file, perhaps one that isn't .dds or .tga? I really wouldn't know unless he showed a screenshot (and I'm wondering why he hasn't done so yet or said why not).

Subject: Re: Removing a skin from ren $\hat{\Lambda}\hat{\Lambda}$.
Posted by [danpaul88](#) on Mon, 01 Mar 2010 15:03:34 GMT
[View Forum Message](#) <> [Reply to Message](#)

.tga and .dds are the only skin formats Renegade supports, hence if he really has deleted all of those files then there can be no skins present in his game unless he has some sort of mod installed.

Subject: Re: Removing a skin from ren $\hat{\Lambda}\hat{\Lambda}$.
Posted by [Tupolev TU-95 Bear](#) on Mon, 01 Mar 2010 18:41:40 GMT
[View Forum Message](#) <> [Reply to Message](#)



I noticed this has happend when i installed reavers beta railgun, i wonder if thats the problem.

Oh well. (Atleast Urimas AK-101 gotten rid of the reborn GDI rifle - please lock)

Subject: Re: Removing a skin from ren $\hat{\Lambda}\hat{\Lambda}$.
Posted by [DRNG](#) on Tue, 02 Mar 2010 02:21:18 GMT
[View Forum Message](#) <> [Reply to Message](#)

I forgot to add my solution. It works well and worked for Zeratul.



Simply take your Renegade folder, put it on a CD and put the CD in the microwave for 20-30 seconds. Fixes every problem.

Subject: Re: Removing a skin from ren  .

Posted by [Caveman](#) on Thu, 04 Mar 2010 14:45:54 GMT

[View Forum Message](#) <> [Reply to Message](#)

I actually had this some time ago.. I modified my deadeye and no matter what I did it would not remove itself from game even though I deleted all the files. To fix it I extracted the .dds I overwrote from always.dat and put that into my data folder. Loaded ren and then removed the .dds and I had the standard skin.

Subject: Re: Removing a skin from ren  .

Posted by [Tupolev TU-95 Bear](#) on Sat, 06 Mar 2010 19:11:06 GMT

[View Forum Message](#) <> [Reply to Message](#)

Caveman wrote on Thu, 04 March 2010 14:45 I actually had this some time ago.. I modified my deadeye and no matter what I did it would not remove itself from game even though I deleted all the files. To fix it I extracted the .dds I overwrote from always.dat and put that into my data folder. Loaded ren and then removed the .dds and I had the standard skin.

Wow.... i never did that. stupid me .
