

Subject: Waterfall and Creek skins for cnc field
Posted by [samous](#) on Thu, 04 Dec 2008 06:05:02 GMT
[View Forum Message](#) <> [Reply to Message](#)

what is this dds file called?:

=samous

File Attachments

1) [whatisthiscalled.jpg](#), downloaded 960 times



Subject: Re: name
Posted by [Di3HardNL](#) on Thu, 04 Dec 2008 11:54:08 GMT
[View Forum Message](#) <> [Reply to Message](#)

If this is Cnc field then the name is l03_creek or someting i believe

Subject: Re: name

Posted by [LiL KiLLa](#) on Thu, 04 Dec 2008 15:46:52 GMT

[View Forum Message](#) <> [Reply to Message](#)

not l03_wtrfall?

>>oh no its l05_creek<<

Subject: Re: name

Posted by [_SSnipe_](#) on Thu, 04 Dec 2008 15:47:30 GMT

[View Forum Message](#) <> [Reply to Message](#)

Killaaaaa wrote on Thu, 04 December 2008 07:46not l03_wtrfall?
i think that's it

Subject: Re: name

Posted by [Di3HardNL](#) on Thu, 04 Dec 2008 15:59:33 GMT

[View Forum Message](#) <> [Reply to Message](#)

SSnipe wrote on Thu, 04 December 2008 15:47Killaaaaa wrote on Thu, 04 December 2008 07:46not l03_wtrfall?
i think that's it

well let him try both..

Subject: Re: name

Posted by [renalpha](#) on Thu, 04 Dec 2008 18:23:54 GMT

[View Forum Message](#) <> [Reply to Message](#)

make it green, tiberium water!!!!

Subject: Re: name

Posted by [LiL KiLLa](#) on Thu, 04 Dec 2008 18:33:59 GMT

[View Forum Message](#) <> [Reply to Message](#)

nahh its ugly

if you will be finish with the waterfall show

me the result..

Subject: Re: name

Posted by [samous](#) on Fri, 05 Dec 2008 00:19:46 GMT

[View Forum Message](#) <> [Reply to Message](#)

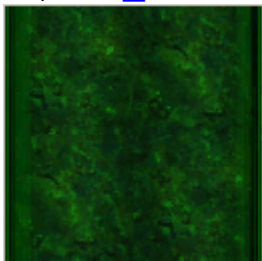
renalpha wrote on Thu, 04 December 2008 10:23make it green, tiberium water!!!!

omg, i was intending on doing that in the first place! how did you know? I'm going to use this for the water fall:

=samous

File Attachments

1) [al_tex32.png](#), downloaded 655 times



Subject: Re: name


Posted by [LiL KiLLa](#) on Fri, 05 Dec 2008 00:28:30 GMT

[View Forum Message](#) <> [Reply to Message](#)

I made this one you could test it out ..

File Attachments

1) [waterfall.jpg](#), downloaded 354 times



Subject: Re: name
Posted by [samous](#) on Fri, 05 Dec 2008 01:23:21 GMT
[View Forum Message](#) <> [Reply to Message](#)

i'll test it out tomarow for you, and make a SS. I'm busy today with HW and all, so i won't get anything done i'm betteing.

=samous

Subject: Re: name
Posted by [ChewML](#) on Fri, 05 Dec 2008 01:25:28 GMT
[View Forum Message](#) <> [Reply to Message](#)

I hate when people post DDS files with no SS.

Subject: Re: name

Posted by [_SSnipe_](#) on Fri, 05 Dec 2008 02:23:32 GMT

[View Forum Message](#) <> [Reply to Message](#)

i made a green toxic waterfall skin with that file...and one for hourglass...it came out fucking awesome

Subject: Re: name

Posted by [samous](#) on Fri, 05 Dec 2008 02:44:32 GMT

[View Forum Message](#) <> [Reply to Message](#)

good, i whant to see if i can do it though. pluss, i have to make a preview for kilaaaa.

Subject: Re: name


Posted by [Altzan](#) on Fri, 05 Dec 2008 02:50:55 GMT

[View Forum Message](#) <> [Reply to Message](#)

Mine's creepy - as in creepy weird.

File Attachments

1) [103_wtrfall.png](#), downloaded 608 times



Subject: Re: name

Posted by [samous](#) on Fri, 05 Dec 2008 03:49:53 GMT

[View Forum Message](#) <> [Reply to Message](#)

u whant me to make a SS for you 2?

Subject: Re: name

Posted by [samous](#) on Fri, 05 Dec 2008 05:14:59 GMT

[View Forum Message](#) <> [Reply to Message](#)

Here are the 3 water falls:

Altzan's:

Samous's:

Killaaaa's:

All you have to do to install it is re-name the dds u whant to

l03_wtrfall.dds

=samous

File Attachments

- 1) [l03_wtrfall_samous.dds](#), downloaded 120 times
- 2) [l03_wtrfall_killaaaaa.dds](#), downloaded 96 times
- 3) [l03_wtrfall_altzan.dds](#), downloaded 97 times
- 4) [nice water fall.jpg](#), downloaded 680 times



5) [pink water fall.jpg](#), downloaded 690 times



6) [toxic water fall.jpg](#), downloaded 698 times



Subject: Re: name

Posted by [samous](#) on Fri, 05 Dec 2008 05:34:23 GMT

[View Forum Message](#) <> [Reply to Message](#)

aoky, scence you now have the water fall, i thought i should bee kind enough to make the creak part to, so you had both. Here it is:

Samous's:

Altzan's:

Killaaa's:

Same thing to install as above, re-name to l05_creek.dds
=samous

File Attachments


1) [not as good creak.jpg](#), downloaded 655 times



2) [pink creak.jpg](#), downloaded 656 times



3) [toxic creak.jpg](#), downloaded 655 times



- 4) [105_creek_samous.dds](#), downloaded 128 times
 - 5) [105_creek_killaaaaa.dds](#), downloaded 103 times
 - 6) [105_creek_altzan.dds](#), downloaded 91 times
-

Subject: Re: name

Posted by [Di3HardNL](#) on Fri, 05 Dec 2008 08:24:40 GMT

[View Forum Message](#) <> [Reply to Message](#)

I like killa's for the water in the river

Subject: Re: name

Posted by [samous](#) on Sat, 06 Dec 2008 02:13:54 GMT

[View Forum Message](#) <> [Reply to Message](#)

i personally think Killaaa's water fall is the best, but altzan's creek is the best 2. I need to brighten the tiberium water to make it look better, i will also try it with scrin's tib water he released, unless he tells me otherwise.

Subject: Re: name

Posted by [samous](#) on Sat, 06 Dec 2008 02:58:07 GMT

[View Forum Message](#) <> [Reply to Message](#)

Here is the new version of my tiberium water:

And my creek:

Here is my new version of water, toxic water:

And toxic creek:

Finally here is Scrin's Toxic water:

And scrin's creek:

Scrins will not be released untill i have permission. To install, just re-name the files bellow the either l05_creek.dds, or l03_wtrfall.dds.

=samous

File Attachments

- 1) [l03_wtrfall_samous_lighter.dds](#), downloaded 105 times
- 2) [new toxic creek.jpg](#), downloaded 582 times



- 3) [new toxic water.jpg](#), downloaded 590 times




- 4) [103_wtrfall_samousv2.dds](#), downloaded 98 times
- 5) [105_creek_samousv2.dds](#), downloaded 98 times
- 6) [samous toxic creek.jpg](#), downloaded 585 times



7) [scren toxic water.jpg](#), downloaded 582 times



8) [scren toxic creek.jpg](#), downloaded 586 times



9) [samous toxic water.jpg](#), downloaded 581 times



10) [105_creek_samous_lighter.dds](#), downloaded 94 times

Subject: Re: name

Posted by [samous](#) on Sat, 06 Dec 2008 16:49:46 GMT

[View Forum Message](#) <> [Reply to Message](#)

Scrin has given me permission to release the skins. Here they are:

=samous

BTW; to install, re-name them to l03_wtrfall.dds and l05_creek.dds.

File Attachments

1) [l03_wtrfall_scrin.dds](#), downloaded 103 times

2) [l05_creek_scrin.dds](#), downloaded 103 times

Subject: Re: Waterfall and Creek skins for cnc field
Posted by [LiL KiLLa](#) on Sat, 06 Dec 2008 18:13:15 GMT
[View Forum Message](#) <> [Reply to Message](#)

test my new ones

in green and waterblue....

my favourite is blue..

File Attachments

- 1) [103_wtrfall.dds](#), downloaded 102 times
 - 2) [105_creek.dds](#), downloaded 92 times
 - 3) [103_wtrfall_1.dds](#), downloaded 93 times
 - 4) [105_creek_1.dds](#), downloaded 109 times
-

Subject: Re: Waterfall and Creek skins for cnc field
Posted by [samous](#) on Sat, 06 Dec 2008 21:36:52 GMT
[View Forum Message](#) <> [Reply to Message](#)

here is a zip file with both killaaa's dds, and asorted other files that can be used for l03_wtrfall.dds only. Every file has a ss, ecept killaaa's creek. Here is what killaaa's wtrfall looks like:

and the zip is here:

http://rapidshare.de/files/41079848/new_water_fall_skins.zip.html

=samous

File Attachments

- 1) [125446.jpg](#), downloaded 522 times
-



2) [125521.jpg](#), downloaded 527 times



Subject: Re: Waterfall and Creek skins for cnc field
Posted by [LiL KiLLa](#) on Sat, 06 Dec 2008 22:09:01 GMT
[View Forum Message](#) <> [Reply to Message](#)

well done

SAMOUS

Subject: Re: Waterfall and Creek skins for cnc field
Posted by [Altzan](#) on Sun, 07 Dec 2008 03:27:35 GMT
[View Forum Message](#) <> [Reply to Message](#)

Killaaaaa wrote on Sat, 06 December 2008 15:09well done

SAMOUS

But seriously... those are some good skins but now I don't know which one to use >.<

Maybe I should convert lava to waterfall

Subject: Re: Waterfall and Creek skins for cnc field
Posted by [samous](#) on Sun, 07 Dec 2008 03:39:16 GMT
[View Forum Message](#) <> [Reply to Message](#)

nice image of samus, but my name is spelled dif than *hers* (i'm a guy). Still like it.

Subject: Re: Waterfall and Creek skins for cnc field
Posted by [LiL KiLLa](#) on Sun, 04 Jan 2009 13:50:14 GMT
[View Forum Message](#) <> [Reply to Message](#)

there is a tut for realistic water

<http://renhelp.net/index.php?mod=Tutorials&action=view&id=30>

Subject: Re: Waterfall and Creek skins for cnc field
Posted by [Di3HardNL](#) on Sun, 04 Jan 2009 17:48:38 GMT
[View Forum Message](#) <> [Reply to Message](#)

I used that tutorial for the waterfall in CC field

Subject: Re: Waterfall and Creek skins for cnc field
Posted by [samous](#) on Sun, 04 Jan 2009 20:48:52 GMT
[View Forum Message](#) <> [Reply to Message](#)

u posted in a month old topic...

Subject: Re: Waterfall and Creek skins for cnc field
Posted by [IronWarrior](#) on Mon, 05 Jan 2009 02:55:29 GMT
[View Forum Message](#) <> [Reply to Message](#)

Very nice, just seen this.

I downloaded them and will add them to Game-Maps.NET

Jesus, lots of skins here.

Subject: Re: Waterfall and Creek skins for cnc field
Posted by [samous](#) on Mon, 05 Jan 2009 06:49:09 GMT
[View Forum Message](#) <> [Reply to Message](#)

i made them! *showsoff*
