
Subject: Install Directory

Posted by [Lagcat](#) on Mon, 29 Oct 2007 15:49:53 GMT

[View Forum Message](#) <> [Reply to Message](#)

ok i have put my renegade instalation in new location for reason i wont bother mentioning as it would not make a difference.

the problem is now i have done the patches and everything

when i start renguard now it does its pre-check

```
[15:47] Trying to connect to server #1...Connected!  
[15:47] Secure link established.  
[15:47] Welcome to RenGuard, lagcat2k5!  
[15:47] To launch Renegade, please click 'Renegade'.  
[15:47] Starting Core Patch Pre-Install Check..  
[15:47] Scanning always.dbs  
[15:47] Scanning Always2.dat..  
[15:47] Scanning mssfaste.m3d..  
[15:47] Scanning mp3dec.asi..  
[15:47] Scanning scripts.dll..  
[15:47] Scanning scripts2.dll..  
[15:47] Scanning C&C_Canyon.mix..  
[15:47] Scanning C&C_City.mix..  
[15:47] Scanning C&C_City_Flying.mix..  
[15:47] Scanning C&C_Complex.mix..  
[15:47] Scanning C&C_Field.mix..  
[15:47] Scanning C&C_Glacier_Flying.mix..  
[15:47] Scanning C&C_Hourglass.mix..  
[15:47] Scanning C&C_Islands.mix..  
[15:47] Scanning C&C_Mesa.mix..  
[15:47] Scanning C&C_Under.mix..  
[15:47] Scanning C&C_Volcano.mix..  
[15:47] Scanning C&C_Walls.mix..  
[15:47] Scanning C&C_Walls_Flying.mix..  
[15:47] Core Patch Pre-Check done  
[15:47] Starting Core Patch Download. This won't take long!  
[15:47] Download of download.exe complete  
[15:47] An error occurred within RenGuard. Please report this error: StartProgram - 2
```

at this point the renegade button is disabled along with options.....

i am running vista business just incase its a operating system problem...

any help would be great. i am guessing it is something to do with the directory change that it has?

any help would be great thankyou

Subject: Re: Install Directory
Posted by [Goztow](#) on Mon, 29 Oct 2007 16:39:31 GMT
[View Forum Message](#) <> [Reply to Message](#)

Did you pt game.exe in win xp sp2 compatibility and have you given it admin mode?

Subject: Re: Install Directory
Posted by [Lagcat](#) on Mon, 29 Oct 2007 17:09:02 GMT
[View Forum Message](#) <> [Reply to Message](#)

you are a diamond....now i am on the next problem of the the downloader stopping after the 1st few seconds of the download?

says it timed out, check connections/firewall....there a specific port? got downloader/patcher/game.exe allowed on firewall.

definatly got a connection otherwise i would not be writing this?

cheers

Subject: Re: Install Directory
Posted by [Goztow](#) on Tue, 30 Oct 2007 08:06:55 GMT
[View Forum Message](#) <> [Reply to Message](#)

I moved your topic to the core patch subforum as this is where it seems to belong. Check the stickies in this subforum: it contains a link where you can manually download the core patches from. That should bypass any problems with download.exe . I'd advice you to run patcher.exe with the same compatibility and admin mode settings after the download .

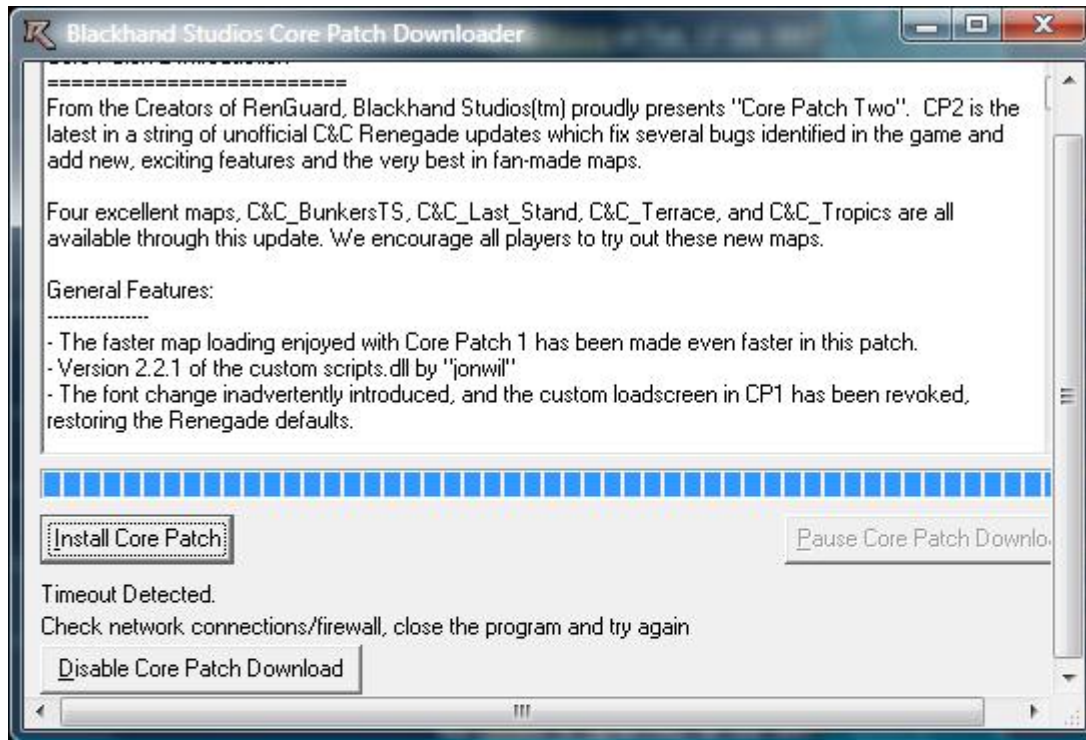
Subject: Re: Install Directory
Posted by [Lagcat](#) on Tue, 30 Oct 2007 09:01:43 GMT
[View Forum Message](#) <> [Reply to Message](#)

this is my problem now....looks like it is so close to finishing and me being ready...

any help for this last bit

File Attachments

1) [Downloader.jpg](#), downloaded 367 times



Subject: Re: Install Directory
Posted by [Goztow](#) on Tue, 30 Oct 2007 09:25:12 GMT
[View Forum Message](#) <> [Reply to Message](#)

As said in my last reply: try the manual download.

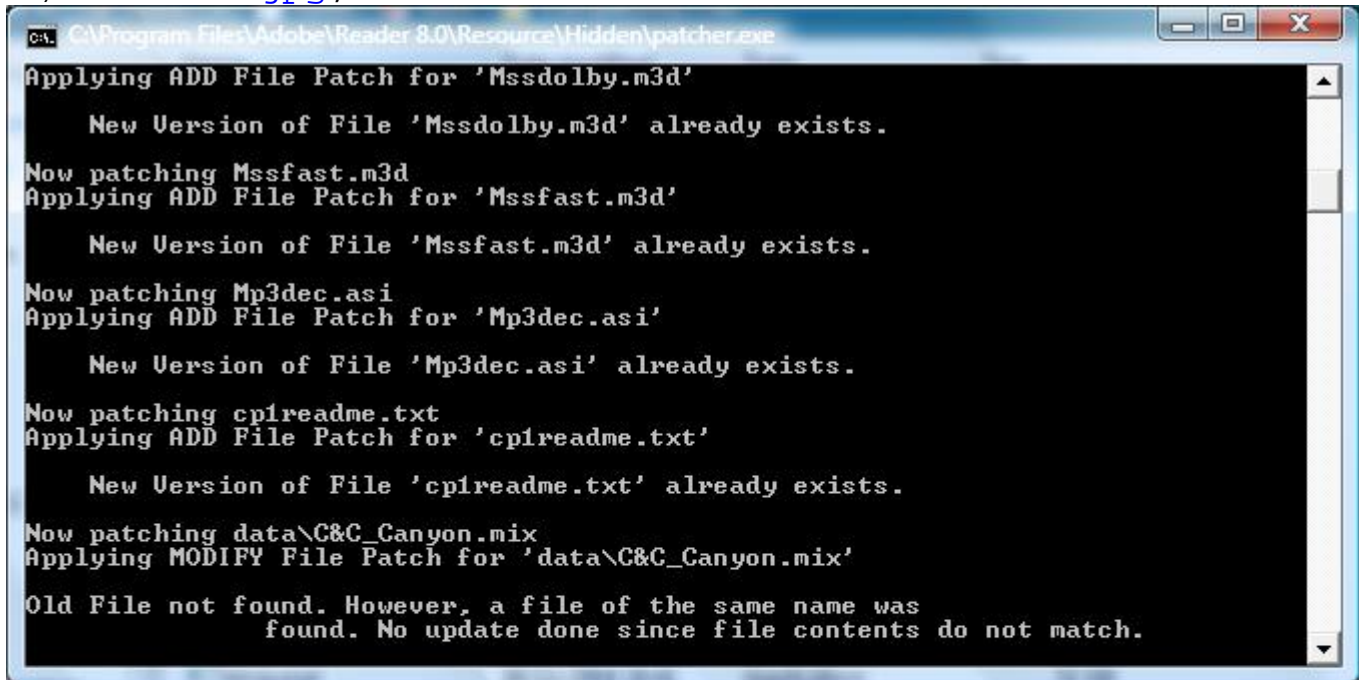
Subject: Re: Install Directory
Posted by [Lagcat](#) on Tue, 30 Oct 2007 09:31:45 GMT
[View Forum Message](#) <> [Reply to Message](#)

tis is the problem i get with the patcher.exe,

i tried taking the canyon map out but then it said does not exist.. so put it back in....so stuck at a new point.

File Attachments

1) [Patcher.jpg](#), downloaded 373 times



```
C:\Program Files\Adobe\Reader 8.0\Resource\Hidden\patcher.exe
Applying ADD File Patch for 'Mssdolby.m3d'
    New Version of File 'Mssdolby.m3d' already exists.
Now patching Mssfast.m3d
Applying ADD File Patch for 'Mssfast.m3d'
    New Version of File 'Mssfast.m3d' already exists.
Now patching Mp3dec.asi
Applying ADD File Patch for 'Mp3dec.asi'
    New Version of File 'Mp3dec.asi' already exists.
Now patching cp1readme.txt
Applying ADD File Patch for 'cp1readme.txt'
    New Version of File 'cp1readme.txt' already exists.
Now patching data\C&C_Canyon.mix
Applying MODIFY File Patch for 'data\C&C_Canyon.mix'
Old File not found. However, a file of the same name was
    found. No update done since file contents do not match.
```

Subject: Re: Install Directory

Posted by [Lagcat](#) on Tue, 30 Oct 2007 09:45:35 GMT

[View Forum Message](#) <> [Reply to Message](#)

slowly getting there...maybe today i will get a game

Subject: Re: Install Directory

Posted by [Goztow](#) on Tue, 30 Oct 2007 09:58:36 GMT

[View Forum Message](#) <> [Reply to Message](#)

<http://www.game-maps.net/index.php?action=category&id=78> <- here u can redownload teh original maps.

You're sure you did:

* original ren
* patch 1.037
* core patch
?

Subject: Re: Install Directory
Posted by [Lagcat](#) on Tue, 30 Oct 2007 10:16:21 GMT
[View Forum Message](#) <> [Reply to Message](#)

yeah done it in that order everything went with out a glitch until all this core patch stuff...i haven't played renegade in a while but renguard is alot more difficult then it 1st was lol....just doing all the maps and copying them in the data folder

Subject: NEW ERROR
Posted by [Lagcat](#) on Tue, 30 Oct 2007 11:23:58 GMT
[View Forum Message](#) <> [Reply to Message](#)

ok the patch is all installed, renguard loads up fine....click renegade...i get a black screen for about 4mins then it closes down with this error

any help? this isn't a didgy copy or anything i have had it a long time, i am the only person with the licence key to it so i know its not being shared


```
[11:21] Warning: No WOL name found. Connecting to WOL will probably fail.  
[11:21] Trying to connect to server #1...Connected!  
[11:21] Secure link established.  
[11:21] Welcome to RenGuard, !  
[11:21] To launch Renegade, please click 'Renegade'.  
[11:22] Unauthorized Renegade instance terminated.
```

the terminated instance i am guessing is me closing it

but the black screen just does not go any further...done enough restarts and tried all the capibility versions still nothing. i know it can take a while to load but if its 5 mins there is something not right! i have put it in windowed mode so u can make it out rather then a black square

File Attachments

1) [black screen.jpg](#), downloaded 355 times



Subject: Re: Install Directory

Posted by [Goztow](#) on Tue, 30 Oct 2007 12:02:30 GMT

[View Forum Message](#) <> [Reply to Message](#)

About unauthorized: <http://www.renegadeforums.com/index.php?t=msg&th=25781&start=0&rid=4882>

About black screen: did u install scripts3.x before installign the core patch? If so, u need to reinstall scripts3 now.

Subject: Re: Install Directory

Posted by [Lagcat](#) on Tue, 30 Oct 2007 12:16:06 GMT

[View Forum Message](#) <> [Reply to Message](#)

Thankyou very very very much Goztow

u have given probably the best help i have ever recieved on anything and been patiant through

out.

cheers

Subject: Re: Install Directory

Posted by [Goztow](#) on Tue, 30 Oct 2007 12:27:48 GMT

[View Forum Message](#) <> [Reply to Message](#)

You're welcome . Glad to have another ren player online! Would be nice to play together once in a while, you can usually find me at The KOSs2 or BlackIntel servers .
